

FOR LEASE

8855 WASHINGTON BLVD.

ROSEVILLE, CA 95678



BUILDING FEATURES

- + Available: ±72,000 SF
- + Office: ±3,600 SF
- + Warehouse: ±68,400 SF
- + GL Doors: One (1)
- + DH Doors: Thirteen (13)
- + Clear Height: ±32'
- + Column Spacing: ±30'x 60'
- + Fire Sprinklers: ESFR
- + Construction Type: Concrete tilt
- + Power: ±3,600 amps @ 480 volt

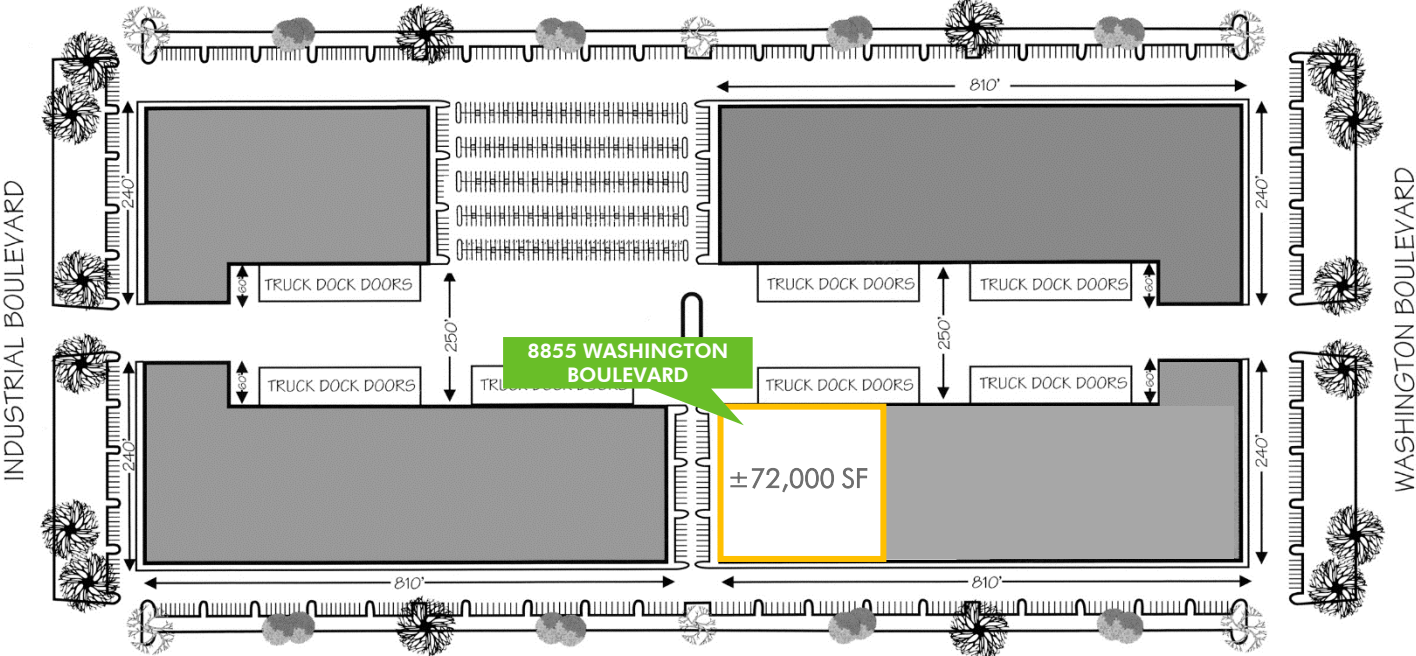


FOR LEASE

8855
WASHINGTON BLVD.
Roseville, CA 95678



SITE PLAN




FOR LEASE

8855
WASHINGTON BLVD.
Roseville, CA 95678



INTERIOR/EXTERIOR PHOTOS

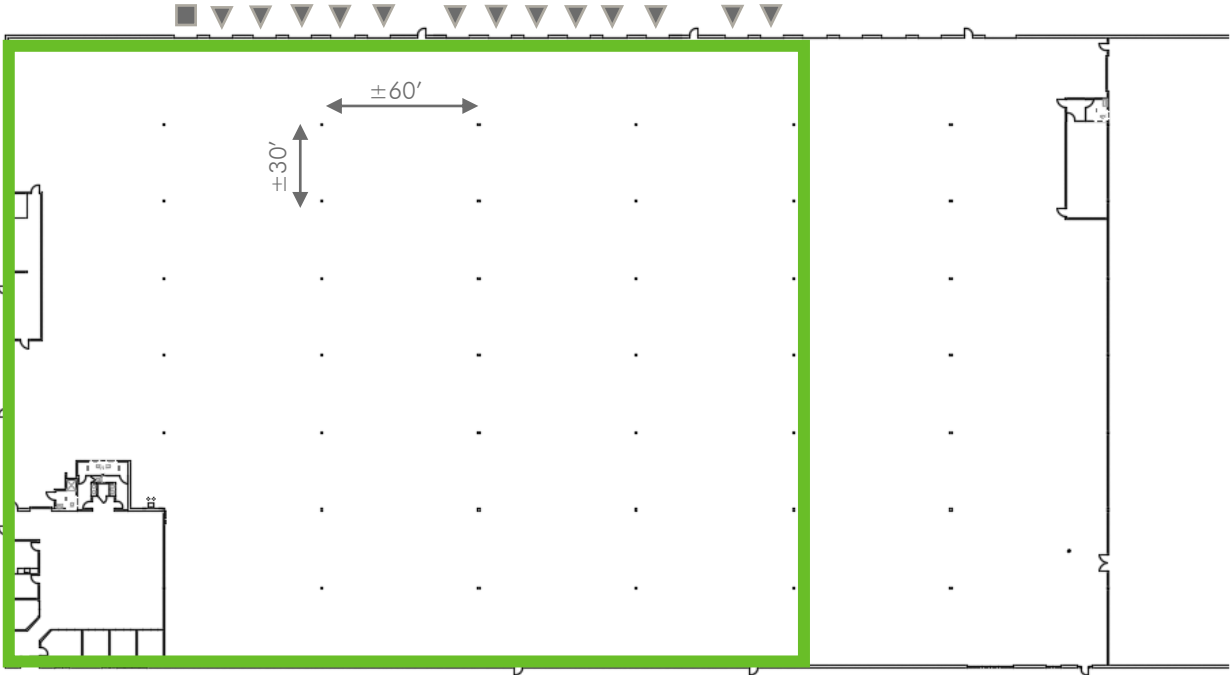


FOR LEASE

8855
WASHINGTON BLVD.
Roseville, CA 95678



FLOOR PLAN



- GL
- ▼ DH



NOT TO SCALE. ALL DIMENSIONS ARE APPROXIMATE.

FOR LEASE

8855
WASHINGTON BLVD.
Roseville, CA 95678



AERIAL PHOTOS



FOR LEASE

8855
WASHINGTON BLVD.
Roseville, CA 95678



AERIAL MAP

